

Vertical and Horizontal Pressure Vessels



Interchangeable membrane pressure tanks. Membranes suitable for drinking water and can be installed to any type of pump. WRc approved and built to 97/23/EC



Installation

The vessel is supplied pre-charged with air, but this pressure may require adjustment to suit the site conditions. This adjustment must be made with the vessel isolated from the system, and before filling with water. Air may be vented from, or pumped into, a Schraeder valve which will be found under a black plastic screw-off cover on the shell (sizes up to and including 500 litre) or on a side mounted flange (750 and larger).

It will be noted that vessels of 60 litre capacity or larger are manufactured with connections at either end of the vessel shell. The vessel should be mounted so that the system connection is made at the lowest possible point, to facilitate on-site maintenance. The other connection may be fitted either with a air bleed valve, or alternatively with a blanking plug.

All pressure vessels should be installed with an isolating valve and drain cock.

Introduction

The pressure vessel is designed to provide a storage facility and pressure reservoir for water at temperatures up to 99°C. Common uses are in water booster sets, heating pressurisation and fill sets.

The vessel incorporates a replaceable Butyl diaphragm mounted in a mild steel shell. This method of construction eliminates any contact between the stored water and the steel shell of the vessel, and is therefore suitable for use with potable water.

All units up to and including 25 litre sizes are suitable for a working pressure of 8 bar, larger vessels 10 bar, (except 1000LV).

Periodic Maintenance

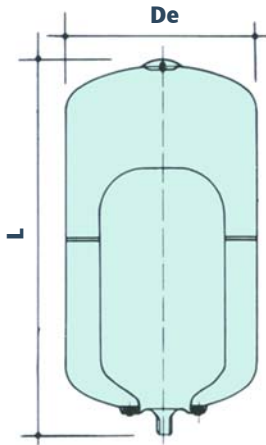
The only maintenance required on this equipment is a periodic check on the air cushion pressure. It is necessary to isolate the vessel from the system, and to drain all water from the tank before making this measurement with a standard tyre pressure gauge from the Schraeder valve.

Lowara

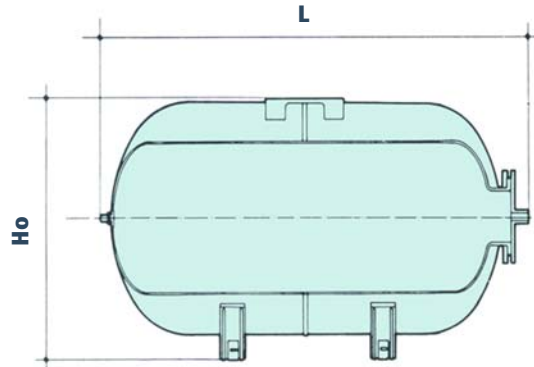


Vessel Dimensions

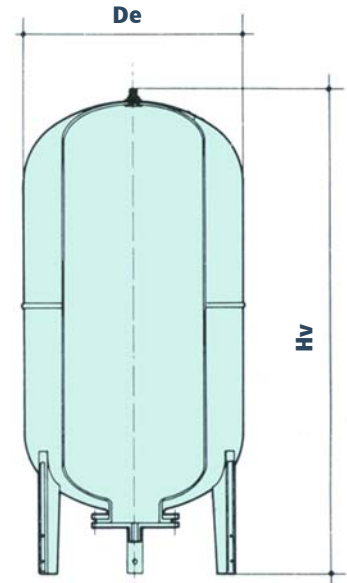
Fixed Diaphragm Series



Horizontal Interchangeable Diaphragm Series



Vertical Interchangeable Diaphragm Series



Pressure vessels are available in a range of sizes from 5 L. The vertical series have a control panel mounting bracket. All vessels incorporate a replaceable rubber membrane which are suitable for temperatures from 0 to 99°C.

Model	Capacity in litres	Connection Size	Maximum Pressure Bar	De mm	Hv mm	Ho mm	L mm
5 LV	5	3/4"	10	160	-	-	316
8 LV	8	3/4"	10	200	-	-	321
18 LV	18	3/4"G	10	274	-	-	379
24 LH	24	1"G	10*	270	-	-	480
60 LH/LV	60	1"G	10	380	860	415	680
80 LH/LV	80	1"G	10	450	800	415	720
100 LH/LV	100	1"G	10*	450	960	488	781
200 LH/LV	200	1 1/2"G	10*	550	1280	555	1079
300 LH/LV	300	1 1/2"G	10*	630	1430	625	1237
500 LV	500	1 1/2"G	10*	750	1610	-	-
750 LV	750	1 1/2"G	10	750	2267	-	-
1000 LV	1000	1 1/2"G	8	850	2100	-	-
AEF 1500 LV	1500	2 1/2"G	10	1000	2130	-	-
AEF 2000 LV	2000	DN 65	10	1100	2550	-	-
AEF 2500 LV	2500	DN 65	10	1100	2850	-	-
AEF 3000 LV	3000	DN 65	10	1250	2930	-	-
AEF 3500 LV	3500	DN 65	10	1350	2970	-	-
AEF 4000 LV	4000	DN 65	10	1450	3050	-	-
AEF 5000 LV	5000	DN 65	10	1450	3780	-	-

* 16 bar vessels available from stock. 24 LH/LV; 100, 200, 300, 500 LV only.



Lowara UK Limited
 Millwey Rise Industrial Estate
 Axminster
 Devon EX13 5HU
Tel: Reception 01297 630200
Tel: Sales 01297 630230
Fax: 01297 630270
lowarauk.south@itt.com
www.lowara.co.uk

Lowara UK Limited
 Unit 1, Byram Industrial Park
 Low Street, Brotherton
 Knottingley
 West Yorkshire WF11 9HS
Tel: 01977 607267
Fax: 01977 607226
lowarauk.north@itt.com
www.lowara.co.uk

Supplied by

Lowara

